

The New Beetle



Think it's easy being recognized everywhere you go?

NEW BEETLE



Call us obsessive about design.
We'll take it as a compliment.

16" Alloys¹ More rim and less tire provides better cornering and more accurate turns – something you definitely want in a car. Of course, you also want to turn as many heads as possible, which is why we haven't held back on the alloy.




Headlamps. Thanks to their unique shape, they've been known to light up a smile or two. Courtesy of some projector clear lens halogens, they've also been known to light up the road ahead.



EXTERIOR

Speed-activated spoiler² As the name suggests, it pops up, providing additional control when you're in a rush to return that overdue video. Otherwise, it remains inconspicuously tucked away. (We like a smooth roofline, remember?)



Pick a color, any color.

| | | | | |
|------------------|---------------|------------------|----------------|-------------|
| Galactic Blue | Platinum Gray | Reflex Silver | CyberGreen | Uni Red |
| Campanella White | Black | Sunflower Yellow | Sundown Orange | Blue Lagoon |

¹ 16-inch alloys are optional on the GL, standard on the GL with optional 1.8T engine, GLS, and GLX. Alloys shown are available only on the GLX.

² Spoiler available with 1.8T engine only.

Drivers wanted.®



It's much more Autobahn-y than it is quirky.
(Or something like that.)

Sunroof Dial. Know when you're craving sunshine, say, four inches worth, and you're forced to wait with your finger pressed on some button? Well, 15 automatic settings on this dial mean no more pressing and waiting. Ever again.



The Monsoon® Sound System. 200 watts and an eight-channel amplifier will make your earlobes shimmy and shake. To amplify the cool factor, we made it match the blue and red instrumentation panel, as well. Now isn't that just like us?



INTERIOR

Self-Dimming Rearview Mirror. Very handy when bright headlights are ganging up on you. An infrared sensor detects if light is stronger than it should be. If so, the mirror dims, thereby reducing glare – and any chance of you cussing and squinting.



Some fabrics to choose from.

| | | | | | |
|---------------|--------------|---------------|-------------------|------------------|-------------------|
| Cream Cloth | Gray Cloth | Black Cloth | Cream Leatherette | Gray Leatherette | Black Leatherette |
| Cream Leather | Gray Leather | Black Leather | | | |

GLX interior shown. Some features may not be available on all trim levels.

Drivers wanted.®





PERFORMANCE

For us, it's unlikely **the thrill of making great engines**
will ever wear off.

115 hp

2.0L

This engine benefits from a simple and true design. (Some would say it's a classic.) It's compact, pretty lightweight, and requires less space under the hood – all of which goes to providing smooth engine performance. To top it all off, it offers lowered emissions, too.

90 hp

TDI®

Our most fuel-efficient¹ engine

has a faster cold start time than most conventional diesels. It's lighter and delivers lots of low-end torque for initial acceleration. It goes without saying you get more miles for the money, but an added bonus is not having to go for tune-ups as often as you might with other engines.

150 hp

180 hp

1.8T

Light in weight, compact in design, this engine has 5 valves per cylinder. That means you get better breathing for enhanced performance. Coupled with a Turbo, you get high torque starting at low rpm so you're quicker off the line. And high horsepower at high rpm provides you with exceptional passing power. Your fuel economy¹ is improved, and there are lowered emissions, too.

THERE'S MORE @ VW.COM/ENGINE



¹EPA fuel mileages are estimates only. Your fuel consumption may vary.

Drivers wanted.®





ALL-AROUND
SAFETY

Safety.

Our most important standard feature.

Front Crush Zone. Helps divert impact energy away from occupants in case of a collision.

4-Wheel ABS. An onboard control unit designed to detect wheel lock-up, improving overall braking especially in poor driving conditions.

Anti-Theft Alarm System. Scares away unwanted guests. (Otherwise known as burglars.)

Immobilizer. Prevents the New Beetle from being started up if an unauthorized key is used.

Daytime Running Lights. For improved daytime visibility, turn the key and on they come.

Electronic Stability Program¹. Provides better handling and control. (Why skid if you don't have to?)

Rear Crush Zone. Helps to divert impact energy away from occupants in case there's a collision.

Interior Trunk Release Handle. You never know – someone might accidentally lock themselves in and want to get out.

LATCH System. Lower Anchors and Tethers for CHildren. A standardized child seat attachment system for vehicles.

Anti-Theft Wheel Locks¹. We didn't make the wheels pretty so that just anyone could walk away with them.

Reinforced Body Panels. Contributing to the structural integrity of the New Beetle.

Track-Correcting Torsion Beam Rear Axle. Angled mounts increase vehicle control as turns are completed.



Dual Front and Front Side Impact Airbags². Deploying within a tenth of a second if needed.

Remote Central Locking System. Don't fumble for keys when you're in a rush to get in.

Anti-Intrusion Side Door Beams. Buying precious time for the side impact airbags to deploy.

Rising Ramp Seat Design. Working with a padded knee bar, the effectiveness of the restraint system is maximized.

Steering Column and Wheel. Telescoping, height-adjustable, and collapsible on impact. (Not bad for a steering wheel.)

Safety Cell Construction. A rigid cell of reinforced steel is built into every New Beetle.

WARRANTY

Basic Warranty: Every New Beetle comes with a bumper-to-bumper New Vehicle Limited Warranty for 4 years or 50,000 miles, whichever comes first³.

Powertrain Warranty: The Volkswagen Powertrain Limited Warranty provides 5 years or 60,000 miles of protection, whichever comes first.

Anti-Corrosion: A fully galvanized steel body means we can offer you a 12-year unlimited mileage Limited Warranty Against Corrosion Perforation.

Roadside Assistance: The New Beetle has a 24-hour-a-day Roadside Assistance package⁴ for 4 years or 50,000 miles, whichever comes first.

¹ Feature available on certain trim levels.

² Airbags are supplemental restraints only. Always use safety belts. Seat children only in the rear, using restraints that are appropriate for their size and age.

³ Wear and tear items and adjustments are excluded after the first 12 months or 12,000 miles, whichever comes first.

⁴ Roadside Assistance, for 4 years, provided by AAA and its member clubs. See dealer for details.

Drivers wanted.®



The New Beetle – Features and Options

THERE'S MORE @ vw.com/myvw




GL M.S.R.P. \$15,950¹



GLS M.S.R.P. \$17,815¹



GLX M.S.R.P. \$21,640¹



Turbo S M.S.R.P. \$23,540¹

INTERIOR

| Aesthetically Speaking | GL | GLS | GLX | Turbo S |
|--|----|-----|-----|---------|
| Blue and red illuminated instrumentation panel | s | s | s | * |
| CFC-free air conditioning | s | s | s | s |
| Pollen, dust and odor filter | s | s | s | s |
| Monsoon® eight-speaker cassette stereo system | o | o | s | s |
| Cloth driver and front passenger fully reclining comfort seats with height-adjustable head restraints | s | s | * | * |
| Leatherette-trimmed driver and front passenger fully reclining comfort seats with height adjustable head restraints | * | o | * | * |
| Leather-trimmed driver and front passenger fully reclining comfort seats with height adjustable head restraints | * | o | s | * |
| Leather-trimmed, color concept driver and front passenger sport seats with height adjustable head restraints | * | * | * | s |
| Heatable front seats | o | o | s | s |
| Tilt and slide power glass sunroof with tinted glass, sunshade, pinch protection, and convenience closing feature operated by driver's door power lock | * | s | s | s |
| Rear seat heat and A/C ducts | s | s | s | s |
| Leather hand brake and shift knob | * | o | s | s |
| Interior alloy accents and stainless steel pedals | * | * | * | s |
| For Your Convenience | | | | |
| Brake wear indicator | s | s | s | s |
| Interior rearview mirror with integrated clock and temperature display | s | s | s | s |
| Interior rearview mirror with self-dimming switch | * | * | s | * |
| Electric rear window and side mirror defrosters | s | s | s | s |
| Cruise control (speed adjustable) with indicator light | s | s | s | s |
| Power windows with key operated convenience close and open feature, and pinch protection | s | s | s | s |
| Mirror control pad with joystick control | s | s | s | s |
| Remote releases for fuel filler door and trunk with valet lockout, located on driver's door | s | s | s | s |
| Lockable, illuminated glove box with interior shelf | s | s | s | s |
| Front center armrest with storage compartment | s | s | s | s |
| Dual rear reading lights | s | s | s | s |
| Center console with front and rear beverage holders | s | s | s | s |
| Fully carpet-lined trunk space | s | s | s | s |
| Power outlets in center console and trunk | s | s | s | s |
| CD changer mounting shelf in left-hand trunk enclosed side pocket | s | s | s | s |
| Grip on inside of trunk lid | s | s | s | s |

EXTERIOR

| Front To Back | GL | GLS | GLX | Turbo S |
|--|----|-----|-----|---------|
| Body color mirror housings, door handles and bumpers | s | s | s | s |
| Projection lens halogen headlamps with clear, lightweight, chip-resistant polycarbonate lenses | s | s | s | s |
| Fog lamps with clear lens halogen projector lenses | o | s | s | s |
| Side blinker lights integrated into front fender | * | * | * | s |
| Two-speed windshield wipers with four-speed, programmable intermittent wipe feature | s | s | s | s |
| Rain sensor automatic wiper speed control | * | * | s | * |
| Heated windshield washer nozzles | o | o | s | s |
| Heatable, power side mirrors | s | s | s | s |
| Roof-mounted amplified flexible black whip antenna | s | s | s | s |
| Speed activated rear spoiler (1.8T only) | s | s | s | s |
| Dual chrome tipped exhaust pipes | * | * | * | s |
| Full size spare tire | s | s | s | s |
| 16-inch steel wheels with full wheel covers | s | * | * | * |
| 16-inch alloy wheels (standard on 1.8T) | o | s | s | * |
| 17-inch alloy wheels | * | o | o | s |

SAFETY & SECURITY

| Play It Safe | GL | GLS | GLX | Turbo S |
|---|----|-----|-----|---------|
| Crash optimized front end body panels | s | s | s | s |
| Daytime running lights | s | s | s | s |
| Dual front and front side impact airbags ² | s | s | s | s |
| Side Curtain Protection™ airbags ² | s | s | s | s |
| Telescoping, height-adjustable steering column with three-spoke padded steering wheel (collapsible upon impact) | s | s | * | * |
| Telescoping, height-adjustable steering column with leather wrapped three-spoke padded steering wheel (collapsible upon impact) | * | o | s | s |
| Anti-intrusion side door beams | s | s | s | s |
| Energy absorbing side impact door padding | s | s | s | s |
| Front and rear three-point safety belts (window seats only) | s | s | s | s |
| CSTAP System (Child Seat Tether Anchorage Points) | s | s | s | s |
| LATCH System (Lower Anchors and Tethers for Children) | s | s | s | s |


Key: s = standard, o = optional, * = not available

¹ Prices exclude taxes, destination charges, optional equipment, registration and dealer charges. Emission charges may vary by state. Dealer sets actual price.

² Airbags are supplemental restraints only. Always use safety belts. Seat children only in the rear, using restraints that are appropriate for their size and age.

Drivers wanted.®





Drivers wanted.® 

We've established that round things can protect, but so can square things – like this giant block of legal jargon. Volkswagen of America, Inc. believes the information and specifications in this brochure to be correct at the time of printing. Specifications, standard features, options, fabrics, and colors are subject to change without notice. Some features may be unavailable when your vehicle is built. Some vehicles are pictured with options that may be available at extra cost or may not be available on some models. Ask your dealer about the availability of options and verify that the vehicle you ordered includes the equipment you ordered. Tires are supplied and warranted by their manufacturer. EPA fuel mileages are estimates only. Your fuel consumption may vary. "Volkswagen," the Volkswagen logo, "New Beetle," and "TDI" are all registered trademarks of Volkswagen AG. "Drivers wanted." is a registered trademark of Volkswagen of America, Inc. For further information regarding any Volkswagen model, please call 1-800-DRIVE VW or peruse vw.com some more. It's a pretty cool site. There, we've covered all corners. Except this – please don't drink and drive. It's something we're sure you already know not to do. ©2002 Volkswagen of America, Inc.